

	SCOPE OF WORK	Kriel Power Station
---	----------------------	----------------------------

Title: **Scope of work for the maintenance and calibration of Weighbridge Scales on "as and when" required basis for five (5) years**

Unique Identifier: **KCA0026**

Alternative Reference Number:

Area of Applicability: **Operating**




Documentation Type: **SOW**




Revision: **1**

Total Pages: **17**

Next Review Date: **N/A**

Disclosure Classification: **CONTROLLED DISCLOSURE**

Compiled by	Supported by	Functional Responsibility
		
P Ndebele Senior Technician	N Maraba Senior Technician	S Masogo Coal and Ash Manager
Date: 17/12/21	Date: 17/12/2021	Date: 17/12/2021

Supported by	Supported by	Authorised by
		
R Chetty System Engineer	M Mlaba System Engineer	T Sibanda Operating Manager
Date: 21/12/2021	Date: 21/12/2021	Date: 21/04/2022

CONTROLLED DISCLOSURE

When downloaded from the EDMS, this document is uncontrolled and the responsibility rests with the user to ensure it is in line with the authorised version on the system.

CONTENTS

	Page
Executive summary	3
1. Introduction	3
2.1 Scope OF Work	3
2.1.1 Plant Areas in the scope of work	3
2.1.2 Description of Maintenance Works to be performed by a contractor	4
2.1.3 Client requirements to the contractor	4
Specifications	6
Mechanical Design	6
Software Support	6
Core System	6
Interface	7
Expansion Slot	7
Power	7
Environment	7
2.1.4 Price lists:	12
2.1.5 Purpose	14
2.1.6 Applicability	14
2.2 Normative/Informative References	14
2.2.1 Normative	14
2.2.2 Informative	14
2.2.3 Disclosure Classification	15
2.3 Definitions	15
2.4 Abbreviations	15
2.5 Roles and Responsibilities	16
2.6 Process for monitoring	16
2.7 Related/Supporting Documents	16
3. Authorisation	17
4. Revisions	17
5. Development team	17
6. Acknowledgements	17

EXECUTIVE SUMMARY

Weigh measurement system is a vital tool to control costs, maintain quality and assess efficiency when receiving goods or quantifying products for sale. Weigh systems require regular, on-going support and maintenance to ensure a high level of accuracy and reliability. Since weigh systems are used for trading purposes, regular verifications, inspections and maintenance intervals are required through an independent authorised and accredited service provider to ensure compliance with the Legal Metrology legislation.

Availability, accuracy and reliability of the weigh measurement system will save Kriel Power Station from legal litigations.

1. INTRODUCTION

Eskom Kriel Power Station operates two surface-mounted single deck (24m x 3m) Mettler Toledo weighbridge scales to weigh mainly the coal trucks from various import coal mines to the station. Scale No. 1 (incoming or inbound scale) is used to weigh incoming loaded coal trucks and scale No. 2 (outgoing or inbound scale) is used to measure outgoing unloaded trucks. The weighbridge scales are also used to weigh fuel oil trucks, diesel truck and scrap metal trucks for payment purposes and are therefore fully registered with the relevant authorities (SA No. 1381-AA13)

Each scale has a maximum capacity of 60 ton and ten (10) load cells connected in series to an IND560 controller or indicator that is linked to a two PC's with a Mettler Toledo compatible software and a common printer. The controller or indicator, the PC's and the printer are placed in a cabin situated in between the two Weighbridge scales. Measurement is recorded once the truck is moved and stopped on the Weighbridge scale. A truck is weighed on incoming or inbound scale upon arrival and again weighed on outgoing or outbound scale after offloading before leaving site. The data is collected and routed to the PC software system for further processing (i.e. determine the nett mass which is used for payment purposes). A print copy of the results is provided to the truck driver only after offloading. A print copy is made out or printed in triplicates, one copy is retained at the weighbridge and attached to the truck driver or mine slip while the other two copies are given to the truck driver (One Kriel weighbridge slip is for the coal transporter and the other one is for the coal mine supplier).

2. Supporting Clauses

2.1 SCOPE OF WORK

2.1.1 Plant Areas in the scope of work

The scope for the Weighbridge scales maintenance and calibration contract covers the two scales at Kriel Power Station. The scope of work covers the verification, inspection, testing and maintenance of the scales and related IT components as per the Legal Metrology Act in South Africa and as well as the client requirements and standards on “as and when” basis for the period of five (5) years.

2.1.2 Description of Maintenance Works to be performed by a contractor

This scope of work requires the services of a contractor that is a current active registered accredited member who complies as per the recent Metrological Act in South Africa.

The maintenance work includes but not limited to:-

- a. Annual verification of the weighbridge scales. The indicators must be sealed after successful scale verification to prevent unauthorised tempering.
- b. Issue verification certificates and test reports.
- c. Do fault finding and repairs of defective scales and their auxiliaries (i.e. respond to breakdowns on scales and their auxiliaries) as and when required.
- d. Periodic Inspection and Maintenance of the weighbridge scales and their auxiliaries.
- e. Completion of service records.
- f. Supply required mechanical and IT spares to keep the weighbridge scales running in good condition
- g. Supply, install, commission and maintain replacement hardware and software IT equipment required for the proper functioning of the weighbridge.

2.1.3 Client requirements to the contractor

- a. The contractor shall have at least three years or more experience working with weighbridge scales. Company experience profile to be provided.
- b. The contractor shall have required accreditation as per Legal Metrology Act requirements. (NRCS Designation Verification Body, NRCS Designation Repair body and SANAS Accredited Verification Laboratory). The contractor shall maintain the accreditation/certification standards or status in a current and valid state for the duration of the contract. Accreditation certificates shall be provided.
- c. The contractor shall have qualified scale technicians (Verification Officers and person responsible for repairs, at least more than three technicians per category) as per the Legal Metrology Act requirements with at least three years or more experience working with conveyor belt scales. Technicians' qualifications and curriculum vitae (CV's) shall be provided.
- d. The contractor shall have a test unit (a roadworthy transportation vehicle and test weights with valid SANAS Accredited calibration test certificates) for the duration of the contract. Copies of the test weights calibration certificates shall be supplied.
- e. Shall ensure that the traceability of the accuracy of its verification standards is maintained to the national standards of mass at all times.
- f. Establish and maintain a document management system to ensure compliance with Trade Metrology ACT, SANS, SANAS and NRCS standards and requirements. Copies on verification and calibration procedures or methodologies shall be supplied.
- g. Keep records of all reported and observed faults history for the period of the contract.

- h. Shall maintain Kriel scales in accordance with South African legislative requirements.
- i. Shall advise the client of developments pertaining to the weighbridge scales preventative maintenance strategies as well as latest legislative requirements during the contract term.
- j. Shall ensure high level of accuracy and reliability of Kriel Scales through regular maintenance, inspections, and verification at prescribed intervals as guided by the Legal Metrology Act and/or the Client requirements. As a minimum, the proper scales inspection or service and repairs shall be four times per year (i.e. once quarterly) and the contractor shall issue full inspection reports.
- k. After Verification, a Verification certificate which complies with SANAS requirements accompanied by full test reports shall be issued to the client within five (5) working days after the date of verification.
- l. The contractor shall be available 24 hours, 7 days a week (including public holidays) on call out basis for repairs and maintenance services. The contractor shall be on site within five (5) hours after the call out has been made. For this, the contractor shall provide the client with the main contact cellular phone number for afterhours call outs as well as alternative contact numbers for in case if the main one is not available. The contractor shall issue a service report after every call out.
- m. The contractor shall develop quality control process documents in compliance with Eskom standards.
- n. Service provider shall have the required input menu passwords to the Mettler Toledo indicator system to be able to effect calibrations, adjustments, do fault findings, checking load cells outputs, address new load cells locally if required, etc. The service provider must have full knowledge and experience of working the Mettler Toledo indicator system and all connection from the indicators to the PC's as well as between the two PC's (inbound and outbound PC's).
- o. The contractor must have the legal right to maintain the Mettler Toledo weighbridge scales used at Kriel Power Station as well as acquiring and supplying the required spares.
- p. The contractor must develop quality control process documents in compliance with Eskom standards.
- q. The contractor shall supply required spares to keep the weighbridge scales in good operating conditions at all times. The contractor shall be at liberty to suggest the latest or alternative spares should the current installed ones be obsolete. Where the latest or alternative spares necessitate or triggers re-registration of the weighbridge scales with the relevant authorities, the contractor shall, firstly supply only approved and verified/certified equipment/instrument for trade purposes and secondly facilitate the re-registration or updating of the Kriel weighbridge data with the relevant authorities.
- r. The contractor supply, install, commission and maintain all replacements hardware and software IT equipment required for the proper functioning of the weighbridge. For this purpose, the contractor shall either own the weighbridge software or have a formal written contractual

agreement with the software developer for support services. The contractor shall develop and provide weighbridge data back-up system for weighbridge information/data

s. Requirements for the IT software and hardware portions are:-

- I. The contractor shall supply, install, commission and maintain all replacements IT equipment required for the proper functioning of the weighbridge, including but not limited to weighbridge scale software (which must be compatible with IND 560 indicator system), PC towers, keyboards, mouse, computer screens, all electrical and IT equipment connection cablings, printers, printer cartridges, printing papers and all peripherals. All equipment must be at least IP54 Rating or higher since there is a lot of dust ingress at Weighbridge. The printer must be able to print in triplicate and A4 paper is not recommended to save costs. The contractor shall also install a minimum of 4 infrared or IP CCTV cameras with excellent night vision on each scale. The camera footage shall be connected to the two TV screens in the weighbridge cabin, one in front of the inbound computer and the other one in front of the outbound computer. The IT software must support the CCTV camera system. The software must also be integrated with the robot system at the entrance of the both weighbridges to control the trucks movement onto the scales

II. PC Hardware Specification for Industrial PC

Specifications

Mechanical Design

Mounting	Rack Mount
-----------------	------------

Software Support

Supported OS	Windows 10 Ultimate (FES) 64-bit; Windows 10 Ultimate (FES) 32-bit; Windows 10 Professional (FES) 64-bit; Windows 10 Professional (FES) 32-bit
---------------------	--

Core System

CPU socket	
CPU socket	
Processor	Core i7-2600; Core i5-2400; Celeron G540

**Scope of work for the maintenance and calibration of
Weighbridge Scales on “as and when” required basis for five
(5) years**

Unique Identifier: **KCA0026**
Revision: **1**
Page: **7 of 17**

Memory	16GB; 8GB; 4GB
RAS	Hardware monitor (Fan speed / Temperature / Voltage)
Security (TPM)	

Interface

Video	1x HDMI; 1x Analog RGB
Memory card	-
LAN	2x 1000BASE-T
Audio	1x Line out; 1x Line in; 1x Mic
I/O	6x USB2.0

Expansion Slot

Expansion bus	1x PCI Express(x16); 6x PCI
Drive bay	3x 5-inch bay (SATA); 1x 3.5-inch bay (SATA)

Power

Input voltage	100 ~ 240VAC
----------------------	--------------

Environment

Operating temperature	5 to 40°C (41 to 104°F)
Storage temperature	0 to 60°C

Software Requirement from IT Support

Software:

1. Windows 10
2. MS Office 2010 /Higher
3. MS SQL server 2016
4. MS Visual Studio 2010 / Higher

Other considerations

1. Static IP address to be assigned to the PC's (Same Static IP from the current PC's shall be used).
2. Remote Desktop Connection should be enabled for IT support or assistance (For this, 3rd Party IT Contractors must receive an Eskom's Unique Number for Remote Access via VPN).
3. The contractor shall ensure that there is always a ready and tested PC tower that can be used as either inbound or outbound in times of emergency. The PC shall have all required software packages from windows to application software.

III. Weighbridge Software Requirements

- a) The software must be compatible with Mettler Toledo weighbridge scale indicators
- b) The software must be able to record or capture the weighbridge scales readings automatically while the mine coal supplier truck details are captured manually (Refer to section IV for the information to be recorded or captured).
- c) The weighbridge data must be completely secured for security purpose and not accessible to weighbridge operators or any other unauthorized person for either viewing or editing. The PC's must be completely locked for any changes of installation of any software's including changing or setting the time on PC's. Only authorized administrators must have access to do any changes to the PC's. The PC's must only have weighbridge related software's and nothing else.
- d) The contractor must provide software updates and patches to fix bugs.
- e) Backups (Data and system) must be performed regularly as part of the maintenance records and must be kept at Kriel
- f) The contractor must provide an emergency recovery system in a form of an image or similar that will allow for quick restoration of the application
- g) The contractor must provide software releases, updates and versions of the weighbridge software installed throughout the contract period.
- h) Weighbridge data must be remotely accessible for viewing (i.e. reports) for the previous hours data for truck processed, hourly reports for the current day from Midnight, previous days for the current month and previous months for the current calendar year (refer to section V for the information required on the reports).
- i) The software must automatically create unique consecutive numbers or Kriel weigh bill numbers for every truck captured. These numbers must also be printed on Kriel weigh bill slips and must never be repeated for the life of the weighbridge scales. The consecutive numbers must only be created for completed transactions (i.e. after the second weighing or exit mass of the loads).
- j) An alarm or flag must be raised for open transactions older than 24 hours. Open transactions refers to the transactions that have been captured or weighed in but not yet captured or weighed out.
- k) The software must have auto mailer capabilities i.e. automatically send out truck report data daily at midnight for the previous day (midnight to midnight) captured data to pre-

determined email addresses (refer to section V for the information required on the reports).

- l) The software must calculate the deviation between the net tonnages recorded on the client scales and the truck or mine tonnages on the mine slip in tonnages entered manually and also convert the deviation to percentages. Plus or minus signs and/or green and reds numbers must be used to demonstrate over or within deviations. Alarm or pop-up message must be sounded or triggered for any deviations above 3% for immediate investigation. Only the supervisor must have the rights to clear the alarm and allow continuation of truck processing.
- m) The software must be able to integrate up to four infrared night vision or IP CCTV Camera with excellent night vision per scale for capturing pictures, all 8 Cameras with live viewing On Screen at Weighment Time, Vehicle Image Capture Automatically At Time of Weighment and Save in HDD with transaction Data (refer to section VI for other requirements). The camera system must have a good night visions. Over and above continuous recording, a front truck picture or image must be taken when every time the mass is captured or saved. There must an option of printing individual truck slips with the front image of the truck printed on the slip.
- n) The software must have an interlock where no two trucks data can be captured without one truck having to move off or leave the scales. In other words, once one truck has been captured in or out, the scale must first go back or down to zero (0) or at least not more than 200Kg before the next truck data can be captured. For this reason, a robot system must be installed at the entrance of both scales where the next truck can only drive onto the scale once the robot turns green and the system is ready to capture the next truck. The robots must be a 200mm diameter LED Red and Green Light Sources with 300 000 - 500 000 continuous operation hours with backing boards mounted on a pole which is planted in the ground at the entrance of the weighbridge scale. The robots shall be 230V AC Operation with Automatic Robot Controller linked to the weighbridge software and operation. All cables and wirings must be routed in a proper trunking/conduit/cable rack to prevent damages to the cables.
- o) All Kriel weighbridge operators must have their own unique login details, which they must use to access the software system before capturing the trucks.
- p) A super-user/s from the client must be trained and given access to create or delete weighbridge operator's unique login details, create or register new mine suppliers, transporters or stockpile numbers and make any changes. A super-user/s must provide first line assistance, on site or remotely. Each super-user must have his/her own login details for tracking purpose.
- q) MS SQL server must be able to be shared with the third parties.

IV. The inputs from the weighbridge operator when a truck arrives at the weighbridge:-

- a) Product being weighed i.e. coal, coal sample transporters, diesel, fuel oil or scrap metal (Pre-entered and the dropdown list used to select it) - Mandatory
- b) The name of the Coal mine supplier (Pre-entered and the dropdown list used to select it) - Mandatory
- c) The name of the transporter or hauler (Pre-entered and the dropdown list used to select it) - Mandatory
- d) Coal mine supplier weighbridge slip ticket number or weigh bill number - Mandatory
- e) Coal mine supplier stockpile number (Pre-entered and the dropdown list used to select it) - Mandatory

- f) Coal mine supplier weigh bill slip full load truck recorded weight, empty truck recorded weight and loaded product load or net mass (calculated, the difference between the full and empty loads) – Mandatory
- g) The date on which the truck was loaded or rather weighed out at the mine (Optional)
- h) Coal truck registration number - Mandatory
- i) Truck driver's name (Optional)
- j) Truck wagon's registration numbers (Optional)
- k) Kriel full load and empty weighbridge masses (Captured automatically from the scales indicator) – Mandatory
- l) Kriel measured product load or net mass. This is a computed or calculated value (difference between full and empty weights/masses) by the software - Mandatory
- m) Date and time in and date and time out captured at Kriel weighbridge (Captured automatically) – Mandatory
- n) Kriel weighbridge unique consecutive number or weigh bill number (Created and captured automatically) – Mandatory
- o) Kriel weighbridge operator's name (Captured automatically once the operator has logged in the system) – Mandatory
- p) All mandatory fields captured manually must be able to stop further processing or flag an error message if not completed and raise the flag or indicate or point on the field that has not been completed.

V. Weighbridge reports must contain the following information (Reports must be sent out in editable Microsoft Excel format):-

- a) Only completed transactions or loads must be on the reports (i.e. only the loads that have been weighed in and out)
- b) Product being weighed i.e. coal, diesel, fuel oil or scrap metal
- c) The name of the Coal mine supplier
- d) The name of the transporter or hauler
- e) Coal mine supplier weighbridge slip ticket number or weigh bill number
- f) Coal mine supplier stockpile number
- g) Coal mine supplier weigh bill slip full load truck recorded weight, empty truck recorded weight and loaded product load or net mass
- h) Kriel weighbridge full load truck recorded weight, empty truck recorded weight and loaded product load or net mass
- i) Product load or net mass deviation or differences between coal mine supplier and Kriel weighbridge. This value must be recorded in both tonnages as well as in percentage deviations. This is a computed or calculated value by the software
- j) Coal truck registration number
- k) Truck wagon's registration numbers
- l) Date and time the (on separate columns) that the truck was captured at Kriel inbound scale
- m) Date and time (on separate columns) that the truck was captured at Kriel outbound scale
- n) Kriel weighbridge unique consecutive number or weigh bill number
- o) Kriel weighbridge operator's name

VI. CCTV integration (picture) requirements

- a) The software must supports Infrared night vision camera (IR) integration for proper and accurate control.

- b) A minimum of cameras four (4) cameras per weighbridge scale must be connected or installed (front, back, top and inside weighbridge cabin).
- c) The camera footages must be retrieved and easily searched to verify issues on transactions.
- d) The contractor shall install the CCTV cameras and viewing monitors in the weighbridge cabins. The CCTV cameras must be connected to the two TV screens in the weighbridge cabin, one in front of the inbound computer and the other one in front of the outbound computer
- e) There must an option of printing individual truck slips with the front image of the truck printed on the slip

- VII.** The software program and all related IT equipment including CCTV cameras and robot systems installed during the term of the contract shall remain the property of Eskom upon the end of the contract. The contractor shall provide the client with all required passwords to access the software.
- VIII.** The contractor shall provide the necessary and required continuous training and support for the client to operate the software successfully during the term of the contract.
- IX.** The current historical data at weighbridge PC's shall be preserved and integrated into the new software data. The current historical data is in Access database format. The data goes as far back as 2013.

Scope of work for the maintenance and calibration of Weighbridge Scales on “as and when” required basis for five (5) years

Unique Identifier: **KCA0026**
Revision: **1**
Page: **12 of 17**

2.1.4 Price lists:

Item	Designation (or category)	Unit	Quantity	Rate	Total Price
100	Preliminaries and Generals (P&G's)				
101	SHE file (Once off for the whole term of the contract and reviewed annually).	Sum	5		
102	Medicals and Induction	Yearly	5		
103	Transportation to site	Km	62400		
Sub-total P&G's					
200	Normal working hours				
201	Scale Technician	Hours	2700		
202	Scale Assistant	Hours	2700		
203	IT Technician (Site visit)	Hours	1800		
204	IT Technician (Remote Access)	Hours	4800		
205	IT Training Officer	Hours	1200		
Sub-total Normal working hours					
300	Overtime 1 (OT1) – Monday to Saturday				
301	Scale Technician	Hours	1200		
302	Scale Assistant	Hours	1200		
303	IT Technician (Site visit)	Hours	1200		
304	IT Technician (Remote Access)	Hours	2400		
Sub-total Overtime 1					
400	Overtime 2 (OT2) – Sundays and Public Holidays				
401	Scale Technician	Hours	900		
402	Scale Assistant	Hours	900		
403	IT Technician (Site visit)	Hours	900		
404	IT Technician (Remote Access)	Hours	1200		
Sub-total Overtime 2					
500	VERIFICATION OF WEIGHBRIDGE SCALES (Include verification technicians, test truck to site, test weights, actual verification and adjustments and writing/issuing of verification certificate and test reports)				
501	Scales verification - Week days	Each	15		
502	Scales verification - Saturdays	Each	5		

Scope of work for the maintenance and calibration of Weighbridge Scales on “as and when” required basis for five (5) years

Unique Identifier: **KCA0026**
Revision: **1**
Page: **13 of 17**

503	Scales verification – Sundays & Public Holidays	Each	5		
Sub-total Weighbridge scales verification					
600	IT SOFTWARE, HARDWEAR AND SPARES				
601	Replacement Weighbridge Computer Software	Package	3		
602	Industrial PC Tower Replacements	Each	5		
603	Computer Optical Mouse with USB cord	Each	10		
604	20 Inch LED Computer monitors	Each	8		
605	Computer QWERTY Keyboard	Each	10		
606	Printer (Suitable for the provided PC and software)	Each	5		
607	Printing papers (Suitable for the selected or provided printer)	Box	600		
608	Printer Cartridge (Suitable for the selected or provided printer)	Each	240		
609	Power cables (Suitable for the selected or provided PC, Monitors and printer)	Each	4		
610	USB Printer cable (Suitable for the selected or provided printer)	Each	4		
611	Infrared (IR) night vision camera	Each	4		
612	50 Inch LED TV monitors	Each	11		
613	Truck control robots (including installation)	Each	6		
Sub-total IT Software, Hardware and Spares					
700	MECHANICAL SCALE SPARES				
701	9.5m PDX load cell cables	Each	300		
702	4.5m PDX load cell cables	Each	60		
703	30m PDX indicator cable	Each	2		
704	30t Mettler Toledo PDX load cell (Model SLC820)	Each	5		
705	USB Dongle	Each	3		
706	Mettler Toledo IND 560 Indicator or higher/latest model	Each	2		
707	Mettler Toledo IND 560 Power Supply or latest model	Each	2		
708	Mettler Toledo Isolation Transformer with kit	Each	2		

Scope of work for the maintenance and calibration of Weighbridge Scales on “as and when” required basis for five (5) years

Unique Identifier: **KCA0026**

Revision: **1**

Page: **14 of 17**

709	Blue earth cable	Each	2		
710	F3AL 250v fuse	Each	20		
711	M16 Hex bolts x 45mm long with nuts and flat washers	Each	160		
Sub-total Mechanical Scale Spares					
Total Rand Value excl VAT & CPA					

N.B.

1. The contract is “on and when” required basis and will work on call out basis as and when there’s a need for technicians to come out on site as detailed in this SOW
2. The hours and spares above are estimates only and are not guaranteed, payments will be done as per actual hours worked and/or spares provided.

2.1.5 Purpose

Purpose of this document is to outline the scope of work for the calibration, verification repairs and maintenance of Weighbridge Weigh systems at Eskom Kriel Power Station.

2.1.6 Applicability

This document shall apply to the Weighbridge Weigh Systems at Eskom Kriel Power Station.

2.2 NORMATIVE/INFORMATIVE REFERENCES

2.2.1 Normative

- [1] ISO 9001 Quality Management Systems
- [2] Legal Metrological Act.
- [3] SANAS
- [4] SANS
- [5] NRCS

2.2.2 Informative

- [1] ISO 9001 Quality Management Systems
- [2] ISO 14001 Environmental Management System
- [3] ISO 45001-2018 - Occupational health and safety management systems
- [4] 32 -727 :SHEQ Policy
- [5] 32-37 : Substance Abuse Procedure
- [6] 32- 421: Eskom Life Saving Rules

2.2.3 Disclosure Classification

Controlled disclosure: controlled disclosure to external parties (either enforced by law, or discretionary).

2.3 DEFINITIONS

Term	Explanation
Verification	Means the procedure of examination and issuing of a verification certificate by accredited Verification Officer and marking with a verification mark that ascertains and confirms that the measuring instrument complies with a legal metrology technical regulation, and includes initial verification and subsequent verifications.
Client/Employer/Kriel	Eskom, Kriel Power station
Document	Any written, printed, electronic or pictorial information describing, defining, specifying or certifying activities, requirements, procedures or results that provides information or evidence or that serves as an official record
Inspection	Activities, which by means of examination, observation or measurement, determine the conformance of material, parts, components etc., to predetermined specifications and quality requirements.
Maintenance	A combination of all technical, administrative and managerial actions during the life cycle of an item intended to retain it in or restore it to, a condition in which it can perform its required function.
Weighbridge scale or scale	A large set of scales, usually mounted permanently on a concrete foundation, that is used to weigh entire rail or road vehicles their contents. By weighing the vehicle both empty and when loaded, the load carried by the vehicle can be calculated.
Weighbridge software or Software	Refers to a class of software pertaining to the collection and computing or processing system of transactional scale weightment data, specifically for truck scales used to weigh heavy trucks, light trucks, or other commercial vehicles.

2.4 ABBREVIATIONS

Abbreviation	Explanation
IT	Information Technology
ISO	International Organization for Standardization
NRCS	National Regulator for Compulsory Specifications
KPS	Kriel Power Station
SANS	South African National Standards
SANAS	South African National Accreditation System
PC	Personal Computer
PPE	Personal Protective Equipment
SAQCC	South African Qualification and Certification Committee
QCP	Quality Control Process

2.5 ROLES AND RESPONSIBILITIES

Role	Responsibility
Eskom Coal and Ash Manager	<ul style="list-style-type: none">○ Appointment and overall management of the contract.○ Coordinating and manage contract budget and expenses○ Ensure that the contractor operates within the budget○ Manage and maintain an contract records and correspondence between the employer and the contractor○ Ensure that all work performed compiles with the Metrology act regulation and quality requirements○ Review, verify, and approve receipt of services/deliverables from the contractor○ Manage and maintain an contract records and correspondence between the employer and the contractor○ Ensure that the contractor compliance with the conditions of contract○
Eskom Coal management Technician	<ul style="list-style-type: none">○ Address the issues raised by all stakeholders involved in weighbridge management in the station○ Coordination of required scale maintenance.○ Responsible for the planning and management of calibration activities.○ Responsible for arrangement of the frequent cleaning of the weighbridge and its surrounding○ Responsible for the safekeeping of calibration certificate for audit purposes.○ Responsible for the loading of notifications to initiate required maintenance.
Eskom outside plant shift supervisor	<ul style="list-style-type: none">○ Is in charge of outside plant sections, including coal plant○ Responsible for directing the coal plant operation.○ Ensures that the service provider staff reports to work on every shift○ Address defects and safety issues raised by the coal plant supervisor○ Ensures that there's proper communication between the coal plant and bunker tripper car operators
Contractor / Service Provider	<ul style="list-style-type: none">○ Comply to all requirement as per this work information○ Carry out the work as per the scope of work requirement

2.6 PROCESS FOR MONITORING

This document will be used in conjunction with QCPs and ITPs.

2.7 RELATED/SUPPORTING DOCUMENTS

N/A

3. AUTHORISATION

This document has been seen and accepted by:

Name & Surname	Designation
Nini Maraba	Senior Technician
Nini Maraba	Senior Technician
Solly Masogo	Coal & Ash Manager
Malusi Mlaba	System Engineer
Renisha Chetty	System Engineer
Thamsanqa Sibanda	Operating Manager

4. REVISIONS

Date	Rev.	Compiler	Remarks
November 2021	1	Phumi Ndebele	New Document

5. DEVELOPMENT TEAM

- None

6. ACKNOWLEDGEMENTS

- None